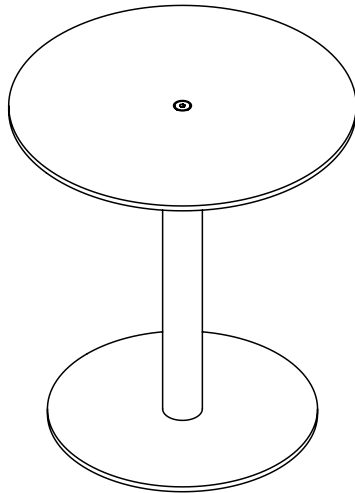




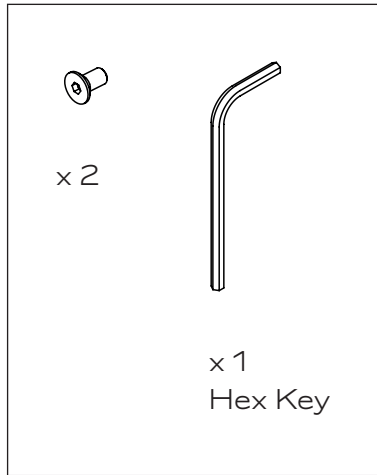
Pinto
by Joshua Brunn



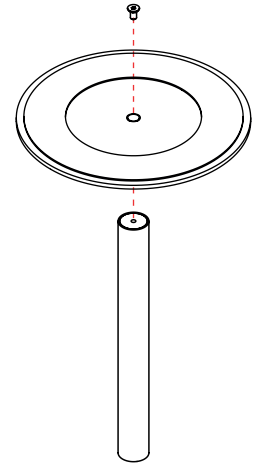
Assembly Instructions

These quick steps will guide you throughout the assembly of Pinto Table.

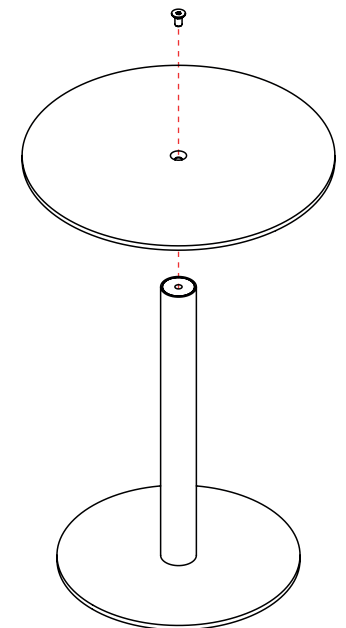
Tools and parts Included:



1 Start by assembling the table foot and one screw.



2 Then turn the foot table and screw the top table on it.



UTIL

Is a Lisbon-based brand that creates designer furniture.

We are driven by a curiosity about people and how they live. Our goal is to develop furniture that blends in, rather than stands out, and is intentionally designed to be helpful and subtle.

We believe that every piece of furniture is for life. For that reason, we make sure our products are designed for a home that grows with you.

This is UTIL. Contemporary, functional, and understated designer furniture.

We are internationally designed and locally produced.

JOSCHUA BRUNN

Is a german designer based in Paris. In 2010 he received a bachelor's degree in interior architecture, and in 2012 completed a master's degree in product design at Ecole Cantonale d'Art de Lausanne (ECAL). Since then he has been working as an assistant for Ronan and Erwan Bouroullec. As an independent designer and observer he is developing precise objects with a passion for materials and manufacturing. In 2013 he designed "Petit Central" – a table light made of a marble base and a freely rotatable light source.

joschuabrunn.com

email to shop@thisisutil.com
shop www.thisisutil.com
look at [instagram.com/this_is_util](https://www.instagram.com/this_is_util)
like [facebook.com/thisisutil](https://www.facebook.com/thisisutil)



This is Util Lda
Rua do Giestal 37B
1300-275 Lisboa
Portugal